



# BULL

## AV490

SKID STEER LOADER

**JOYSTICK  
DRIVE**

**EASY TO  
DRIVE**

**NO EXPERIENCE  
OPERATOR NEEDED**



**TOUGH | AGILE | FUEL SAVER**

# AV490

SKID STEER LOADER




## LOADED WITH FEATURES



### Touch Screen Display

TFT touch screen for easy use with oily hands. Day / Night mode and auto brightness enhance visibility, with an integrated camera display.



### Run All Day with Efficient Performance

Efficient KUBOTA engine cooling, featuring a direct-mounted fan and cooler, reduces fuel consumption.




### Optional Air-Conditioned Cabin

Ensures all-day comfort for productive performance.



### Foot-Operated Accelerator

Saves fuel.



### Rear Camera

Rear view camera enhances visibility, reduces blind spots for safe operations.




# AV490

SKID STEER LOADER




## LED Light & Music Player

Enhance your work experience with an LED light and music player, simplifying tasks.



## Effortless Maintenance & Easy Serviceability

The engine, directly coupled to the pump via a reliable flexible coupling, ensures maintenance-free operation. A pre-cleaner is included for dusty environments.



## Suspension Seat

A standard feature for enhanced comfort.

## Operator Safety Lock

Safety Bar: Triggers the parking brake and disables hydraulics automatically.



## Joystick Drive

Enables effortless operation with improved control.

# UNLEASHING POWER OF **PERFORMANCE**



## **Anti-Stall Feature**

Ensures smooth operation and prevents engine stalling, even during challenging tasks.



# THE BEST ALL ROUNDER

Interchangeable Attachments



**CONCRETE MIXER  
ATTACHMENT**



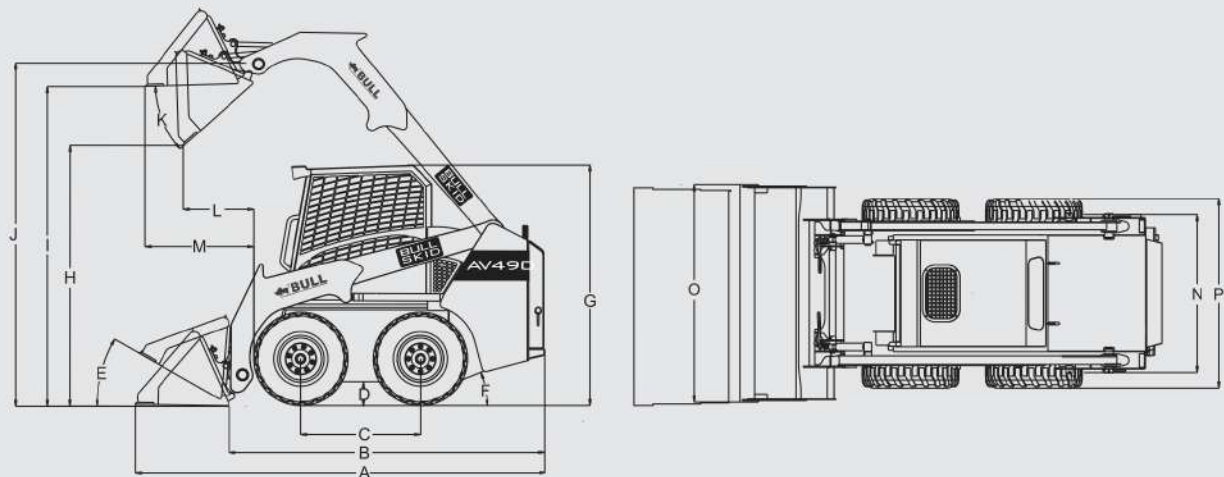
**FORKLIFT  
ATTACHMENT**



**SWEEPER  
ATTACHMENT**

# AV490

SKID STEER LOADER



	Dimensions	mm	feet-inch
A	Over all Length	3282	10' - 9.2"
B	Length without Attachment	2511	8"-2.8"
C	Wheel Base	980	3'-2.6"
D	Ground Clearance	204	8.03"
E	Roll Back Angle	30°	
F	Departure Angle	27°	
G	Over all Height	1970	6'-5.5"
H	Dump Height @ 40	2160	7'-1"
I	Load Over Height	2646	8'-8.2"
J	Pin Height	2813	9'-2.7"
K	Dump Angle	42°	
L	Dump Reach	588	1'-11"
M	Max. Reach at Full Height	910	2'-11.8"
N	Track Width with Spec Tyre	1245	4'-1"
O	Bucket Width	1580	5'-2.2"
P	Width Over Tyres-Standard	1500	4'-11"
	Turning Radius		
	Bucket	2039	6'-8.2"
	Tyre	1125	3'-8.3"
	Rear Chassis	1426	4'-8.1"

\*All Specifications are subjected to change by BULL without prior notice

## PRODUCT SPECIFICATION

<b>Machine Rating</b>	Rated Operating Capacity: 655 kg Tipping Load: 1310 kg Pump Capacity: 56.7 lpm System Relief Pressure: 23.00 Mpa Max. Travel Speed: 14.0 Km / Hr
<b>Engine</b>	Model: KUBOTA Fuel Type: Diesel Cooling: Liquid Max. Power @ 2700 rpm   36.5 kW   49.5 hp Max. Torque @ 1600 rpm   158.6 Nm No. of. Cylinders: 4 No
<b>Weight</b>	Operating Weight: 2700 kg
<b>Electrical</b>	Battery: 12 V   Alternator: 90 Amps
<b>Capacity</b>	Fuel : 48 L Engine Oil: 9.5 L Coolant: 7.2 L Hydraulic System: 65 L LH Chain Case: 10 L RH Chain Case: 10 L
<b>Drive</b>	System Transmission: Hydrostatic drive with hydraulic Variable displacement pump with heavy duty r bidirectional motor. Type of Drive: 4WD - Chain drive
<b>Control</b>	Vehicle Steering: Skid steering, Controlled by a left hand side single joystick Loader Hydraulic: Single joystick on right hand side Tilt and lift Front Auxiliary (std): Electrical switch on right hand side joystick
<b>Tyre</b>	10x16.5 - 10 PR Heavy / Medium duty, solid tyre
<b>Attachments</b>	Backhoe, Sweeper, Pallet Fork, Concrete mixer etc.,
<b>Optional</b>	Self levelling valve, Anti stalling feature, AC cabin, Aux, Hydraulic high flow.