

LOVOL

MAKE WORLD BETTER

TECHNICAL SPECIFICATIONS



Engine

Engine Model	ISUZU AA-6BG1TRP
Number of Cylinders	6
Max. Torque/Speed	614N·m/1500rpm
Displacement	6.494L



Main Performance

Bucket Digging Force	142kN
Arm Digging Force	105kN
Max. Traction Force	217kN
Max. Walking Speed	4.9km/h
Min. Walking Speed	2.7km/h
Rotary Speed	12r/min
Gradeability	35°
Ground Pressure	44.9kPa




Hydraulic system

Max. Main Pump Flow	492L/min
Main Safety Valve Pressure	34.3/37.3MPa



Oil Capacity

Fuel Tank	385L
Hydraulic Tank	220L
Engine Oil	20L



Rated Power	113.2kW/2100rpm
Operating Weight	21800kg
Bucket Capacity	0.92m ³

FR220D
EXCAVATOR



ENERGY-SAVING

Low Fuel-Consumption Engine

Equipped with original ISUZU turbo-charged engine which adopts mechanical high-pressure fuel pump and other technologies features strong power, low noise and low fuel consumption. Automatic idle function can reduce fuel consumption and noise dramatically.

Optimal Control System

Adopt original Kawasaki KC-MB-10 controller which adds automatic diagnostic function, the optimal control system makes rational match between the engine and main pump, making machines work efficiently with low fuel consumption.

Optimal Operating Mode

The crushing mode is added to help operator use hydraulic hammer, thus get outperformance with low fuel consumption. The pipelines are also optimized through new design to reduce energy waste of hydraulic system.



RELIABILITY

Upgraded Hydraulic System

The hydraulic pipelines adopt upgraded high-pressure hoses to avoid damage and oil leakage. Pilot oil filter is adopted which makes hydraulic system more reliable.

Reinforced Structures

The advanced stress analysis technology and Q345 materials make whole structures more reliable. The front and rear support of boom are made of cast steel which effectively reduces concentration of stress, key positions are also reinforced by welding strength plate, which makes arm more robust.

Reliable Electrical System

All the wiring harnesses adopt waterproof and dustproof connector, which has high security level and high reliability. Shut-down protection is added to reduce the failure possibility for electrical elements when power was cut-out.



COMFORT



Large Spacious Cab

Equipped with spacious cab which provides operator large space to operate machine. The premium suspension seat with armrests is very comfortable and it can reduce the working fatigue dramatically. Big LCD screen is easy to read all data when working. Air conditioning can provide comfortable feeling in cab.

Ergonomic Design

The proportional joystick delivers sensitivity, accuracy and smoothness in operation. This joystick is specially designed to meet different operating conditions. Intelligent control system is standard which could control diverse attachments such as bucket, hammer, scarifier and hydraulic scissors.

Low Noise and Low Vibration

In order to reduce work fatigue and improve productivity, the noise inside of cab has been controlled to the lowest level. The cab is attached to the frame with buffer that dampens vibrations and sound levels to enhance operator comfort.

SERVICEABILITY



Display Screen

Add trouble code diagnostic and maintenance monitor functions which are convenient for operator to find the failure and do the routine maintenance on time.

Engine Hood and Panels

The large engine hood enlarges maintenance space for operator to check and maintain the engine. The tool box is big with big opening angle which can put grease bucket and special tools easily. One key can open all locks of machine, it is very convenient for the operator.

Filters and Maintenance Period

All the filters are fixed at ground level position, it is very convenient to do routine maintenance. The maintenance interval is also extended to save time and cost.

INCREASE YOUR PRODUCTIVITY AND PROFIT WITH LOVOL ATTACHMENTS

You can easily expand the performance of your machine by utilizing any of the variety of LOVOL Attachments.

Each LOVOL Attachments is designed to fit the weight and horsepower of LOVOL Excavator for improved performance, safety, and stability.



Quick Coupler



Hydraulic Shear



Hydraulic Hammer



Standard Bucket



Scarifier



STANDARD CONFIGURATION

Engine

Turbocharged 4 stroke water-cooling direct injection type
Complying with China Stage II emissions
Automatic idle system
Engine oil pan drain valve
Radiator with protective net
Double filter elements dry air filter element
Air pre-filter
Air intake heater
Fan guard

Hydraulic System

Automatic hydraulic system (confluence system)
Anti-swing valve
Boom and arm block valve
Multi-stage filtration system
Cylinder buffer device
Auxiliary hydraulic valve
Automatic two-speed travel motor

Electronic Control System

24V power supply
Diagnostic interface
Emergency stop switch
Display brightness adjustment
Maintenance tips
Automatic diagnostic system
Automatic idle system
One-touch pressure augmentation
Safe stop / start function
Main power switch
Anti-theft system
Engine starting protection
Multilingual display

Cab

Ashtray
Cigar lighter
Seat belt
Front sunshade
Storage box
Escape hammer
Thermostatically controlled air conditioner
Shock absorber (silicone oil and rubber pad)
Flexible antenna
Radio (with interfaces of MP3 and USB)
Hydraulic safety lock
Sun-protection safety glass
Floor mat
Large storage area
Pull-up front window
Removable lower windshield
Sunshade window
Front-bottom glass protective screening
Wipers
Open skylight

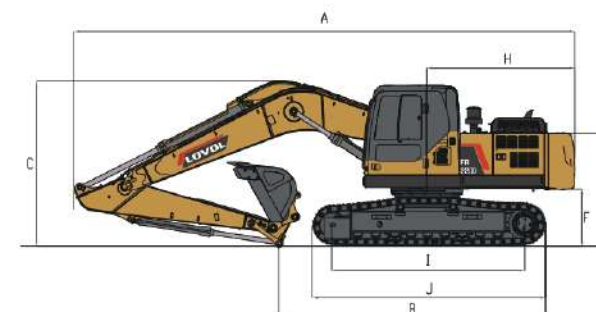
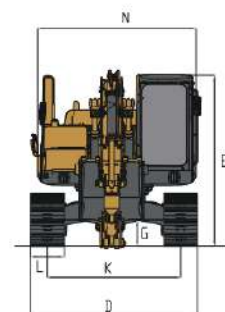
Swing Platform

Passage with railing
Tool box
Anti-skid plate
Large pedal
Large armrest
Bottom protection plate
Anti-collision beam

Chassis

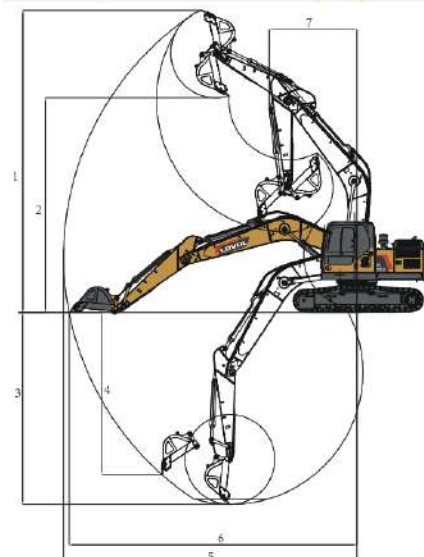
Fixed chassis
600mm, three-tooth track shoe

TECHNICAL SPECIFICATIONS



Working Range

Max. Digging Height	1	10190mm
Max. Dumping Height	2	7260mm
Max. Digging Depth	3	6510mm
Max. Vertical Digging Depth	4	5980mm
Max. Digging Radius	5	9875mm
Max. Ground Digging Radius	6	9690mm
Min. Turning Radius	7	2910mm



Dimensions

Shipping Length	A	9580mm
Shipping Ground Length	B	5085mm
Boom Height	C	3080mm
Shipping Width	D	2980mm
Cab Height	E	3080mm
Ground Clearance of Counter Weight	F	1090mm
Min. Ground Clearance	G	443mm
Tail Turning Radius	H	2880mm
Length to Center of Rollers	I	3640mm
Track Length	J	4385mm
Track Gauge	K	2380mm
Track Shoe Width	L	600mm
Hood Height	M	2150mm
Rotary Platform Width	N	2875mm



Other Specifications

Boom Length	5700mm
Arm Length	2925mm
Track Section Number (each side)	49
Track Roller Number	8/9